

New Interface Information

The 3 main areas of improvement include:

1. New Platform Functionality.
2. Improved Infographics (Tableau).
3. Enhanced Content Sets.

What's new?

- Enhanced navigation bar
- Easier and clearer navigation between related content sets
- Theme based refinements
- Build your own report
- Access through mobile devices
- Grouping of search results.

Homepage:

The screenshot shows the MarketLine homepage with a dark blue header. The navigation bar includes links for Sectors, Companies, Geographies, Databases, and Analysis. A search bar is on the right. Below the header, a green banner says "Welcome to MarketLine John : Logout". The main content area features a large search bar with the text "Search 2,262,346 Intelligence Reports & Analysis". Below this are five cards for browsing by Sector, Company, Geography, Database, and Content Type. At the bottom, there are four sections: Theme Reports, Case Studies, Deals, and News, each with a "More" link and a list of recent reports.

MarketLine Sectors ▾ Companies ▾ Geographies ▾ Databases ▾ Analysis ▾ Search 🔍 👤 🔒

Welcome to MarketLine John : Logout

Search **2,262,346** Intelligence Reports & Analysis

Type keyword All Research 🔍

Browse by Sector
Refine content by 19 core sectors

Browse by Company
Key facts, data, and analysis for over 100,000 companies

Browse by Geography
Refine content by region or country

Browse by Database
City, Country, and Industry Statistics

Browse by Content Type
Explore MarketLine's Industry, Company, and Geography-focused reports and data

Theme Reports More

Case Studies More

Deals More

News More

Medical Devices: Burgeoning industry has plenty of opportunities in wearables, old age care and neurology
📅 19 Feb 2019

Mega Construction Projects: Top ten largest construction projects in planning and execution
📅 26 Nov 2018

Aerospace and Defense Technology: Big Data, Cybersecurity, 3D Printing and Block Chain tech are the emerging defense trends of 2018 and beyond
📅 18 Oct 2018

Key Trends in Alcoholic Beverages: Powerful changes

A new audit era: Big Four must account for themselves in CMA shakeup
📅 11 Mar 2019

Canada's legalization of recreational marijuana use has set the way for a market long being in the dark to emerge
📅 26 Feb 2019

Hotel Brand Differentiation: How major companies are using an array of brands to appeal to all
📅 27 Feb 2019

HTC decline into obscurity: Tech company experienced precipitous fall after rapid rise

Nordea Mortgage Bank Raises USD1.68 Billion in Offering of 0.25% Covered Bond Due 2026
📅 11 Mar 2019 | [Debt Offering](#)

Digital Unlimited Group Acquires Model Citizens (Realise Unlimited)
📅 11 Mar 2019 | [Acquisition](#)

AVIATORS Acquires Majority Stake in Aviation Capacity Resources
📅 11 Mar 2019 | [Acquisition](#)

Providence Equity Partners to Acquire OpusCapita Solutions
from Dutch Group

Cybersecurity in banks: controlling what to expect
📅 12 Mar 2019

American insurer Genworth Financial to cut about 80 jobs
📅 12 Mar 2019

Swiss Re, Falls Lake and Arrowhead launch parametric earthquake insurance
📅 12 Mar 2019







































FCA implements price cap for rent to own sector
📅 12 Mar 2019

New content sets

Search by Sector:

There are 19 Core Sectors on the MarketLine database.

Browse by Sector

 Aerospace and Defense 63,541  280 New this week	 Agriculture and Forestry 10,370  103 New this week	 Automotive 51,527  254 New this week	 Business and Consumer Services 100,522  547 New this week	 Chemicals 37,948  142 New this week
 Construction & Real Estate 209,429  979 New this week	 Consumer Goods 168,646  743 New this week	 Energy and Utilities 320,339  1,214 New this week	 Financial Services 306,596  1,112 New this week	 Government and Non-Profit Organisations 25,863  148 New this week
 Industrial Goods and Machinery 130,991  529 New this week	 Media & Digital Entertainment 44,098  202 New this week	 Metals and Mining 88,169  540 New this week	 Paper & Packaging 19,805  75 New this week	 Pharmaceuticals and Healthcare 408,536  1,032 New this week
 Retail, Wholesale & Foodservice 169,646  654 New this week	 Telecoms & IT 538,460  2,564 New this week	 Tourism, Leisure & Hospitality 51,471  226 New this week	 Transportation, Infrastructure & Logistics 87,675  345 New this week	

Each of the Core Sectors include sub-sectors. The example below looks at Media & Digital Entertainment:

- ▼ ☐ Media & Digital Entertainment
 - ▶ ☐ Broadcasting
 - ▶ ☐ Movies and Entertainment
 - ☐ Multimedia Services
 - ☐ News Syndicates
 - ▶ ☐ Online Content & Services
 - ▶ ☐ Printing and Publishing
 - ☐ Social Media

Improved company profiles content has been added – including Company Financials and benchmarking. You can refine your Company Lists by Country or Key Lists.

Eg Top Tourism Operators.

Each Company name is then hyperlinked so that you can click straight to the Company Profile.

Below I have provided a screenshot showing of a few of the Companies within the UK.

Companies Saved Searches Export Print

Key Lists Top Consumer Packaged Goods Companies Top Retail Chains Top Tourism Operators Top Foodservice Operators Top Non-Alcoholic Beverage Companies

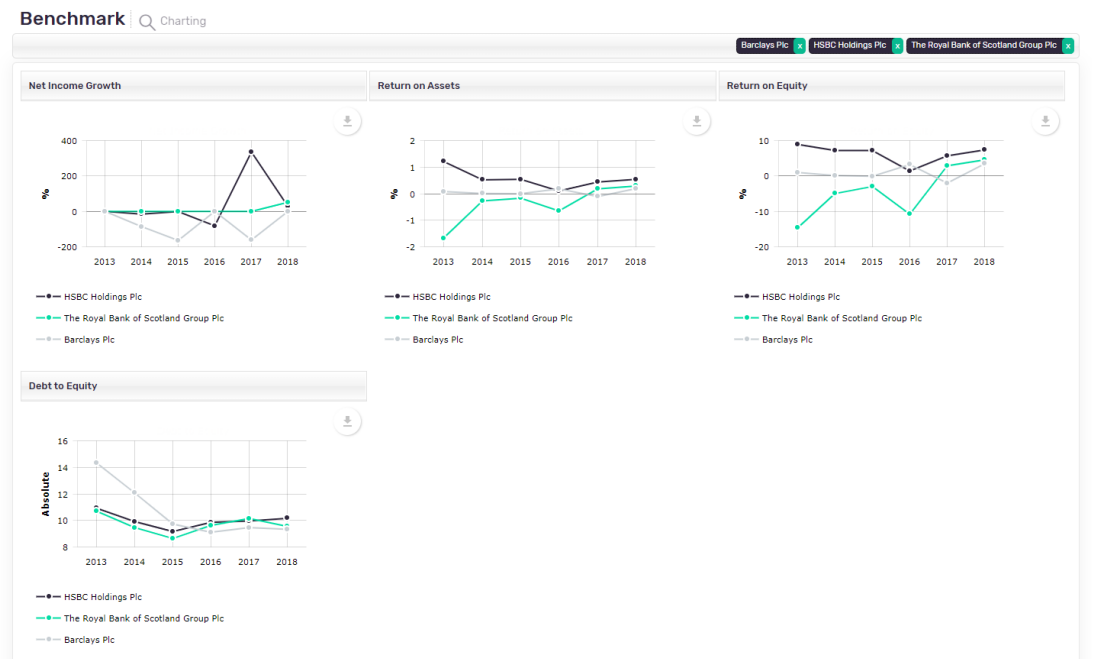
Company Listing

Refinements United Kingdom Create Alert Save Search

1 - 50 of 7804 companies Results Analytics Page 1 of 157 Next Page Go to page 1 50 Results

Company Name	Parent/Subsidiary/Independent	Headquarters	Employees	Annual Revenue (US\$m)	Benchmark
Fiat Chrysler Automobiles NV	Subsidiary (of EXOR NV)	United Kingdom	237,150	125,067	
Prudential Plc	Parent	United Kingdom	27,151	111,227	
HSBC Holdings Plc	Parent	United Kingdom	233,731	82,012	
Tesco Plc	Parent	United Kingdom	448,988	74,020	
Aviva Plc	Parent	United Kingdom	30,021	63,754	
Lloyds Banking Group Plc	Parent	United Kingdom	67,905	52,660	
Vodafone Group Plc	Parent	United Kingdom	106,135	52,504	
Legal & General Group Plc	Parent	United Kingdom	7,570	52,132	
Deloitte Touche Tohmatsu Ltd	Parent	United Kingdom	286,214	43,200	
Rio Tinto	Parent	United Kingdom	46,807	40,030	
Imperial Brands Plc	Parent	United Kingdom	33,300	39,300	
Barclays Plc	Parent	United Kingdom	83,500	38,361	
PricewaterhouseCoopers International Ltd	Parent	United Kingdom	236,235	37,680	
J Sainsbury Plc	Parent	United Kingdom	52,800	36,637	
Centrica Plc	Parent	United Kingdom	34,901	36,080	
SSE Plc	Parent	United Kingdom	20,786	35,085	
Ernst & Young Global Ltd	Parent	United Kingdom	230,800	34,800	

Below is a screen grab showing the benchmarking between companies, based on financials. All of this data can then be exported:



We have added a 'Peers' section on the new interface for Company Profiles. I have selected Sky Plc to export the information below. This then compares the competitors metrics by Revenue (US \$m), Employees, Market Cap (US \$m) and HQ Country). All Companies are hyperlinked so that you can click straight through to the Company Profile.

Sky plc | [Peers](#) [Alerts](#) [Export](#)

Company	Revenue (US\$m)	Employees	Market Cap (US\$m)	HQ Country
Sky plc	17,491	27,451	51,491	United Kingdom
DISH Network Corporation	14,391	17,000	15,052	United States of America
RTL Group S.A.	7,185	11,011	8,584	Luxembourg
British Broadcasting Corp	6,519	21,583		United Kingdom
Virgin Media Inc	6,390	12,900		United Kingdom
ITV plc	4,032	6,055	7,059	United Kingdom
Modern Times Group MTG AB	2,053	3,280	38	Sweden
WRN Broadcast Limited		49		United Kingdom

Searches can be built around Public / Private Companies

Companies Saved Searches Export Print

Key Lists Top Consumer Packaged Goods Companies Top Retail Chains Top Tourism Operators Top Foodservice Operators Top Non-Alcoholic Beverage Companies

Company Listing

Refinements Private United Kingdom Create Alert Save Search

1 - 50 of 5938 companies Results Analytics Page 1 of 119 Next Page Go to page 1 50 Results

Company Name	Parent/Subsidiary/Independent	Headquarters	Employees	Annual Revenue (US\$m)	Benchmark
Deloitte Touche Tohmatsu Ltd	Parent	United Kingdom	286,214	43,200	
PricewaterhouseCoopers International Ltd	Parent	United Kingdom	236,235	37,680	
Ernst & Young Global Ltd	Parent	United Kingdom	230,800	34,800	
Society of Lloyd's	Parent	United Kingdom	1,157	32,485	
Jaguar Land Rover Automotive Plc	Subsidiary (of Tata Motors Ltd)	United Kingdom	34,533	31,338	
Lloyds Bank Plc	Subsidiary (of Lloyds Banking Group Plc)	United Kingdom	-	28,152	
Greenery International Ltd	Independent	United Kingdom	-	19,143	
Scottish Widows Limited	Subsidiary (of Lloyds Banking Group Plc)	United Kingdom	2,506	18,192	
The British United Provident Association Ltd	Parent	United Kingdom	86,423	14,225	
John Lewis Partnership Plc	Parent	United Kingdom	85,500	13,138	
Barclays Bank Plc	Subsidiary (of Barclays Plc)	United Kingdom	-	12,551	
Co-operative Group Ltd	Parent	United Kingdom	22,308	12,193	
EE Limited	Subsidiary (of BT Group Plc)	United Kingdom	-	10,796	
ED&F Man Holdings Ltd	Parent	United Kingdom	7,000	10,678	
RWE Npower Holdings Plc	Subsidiary (of RWE AG)	United Kingdom	6,668	10,140	
Royal London Group	Parent	United Kingdom	3,637	9,484	
Tata Steel Europe Ltd	Subsidiary (of Tata Steel Ltd)	United Kingdom	21,000	8,997	

It is possible to refine company lists by our Top 25s. An example of this would be 'Top Global Foodservice Operators in the Profit Sector by Operator Sales (US\$, 2017)'

Companies Saved Searches Export Print

Key Lists Top Consumer Packaged Goods Companies Top Retail Chains Top Tourism Operators Top Foodservice Operators Top Non-Alcoholic Beverage Companies

Top Global Foodservice Operators in the Profit Sector by Operator Sales (US\$, 2017)

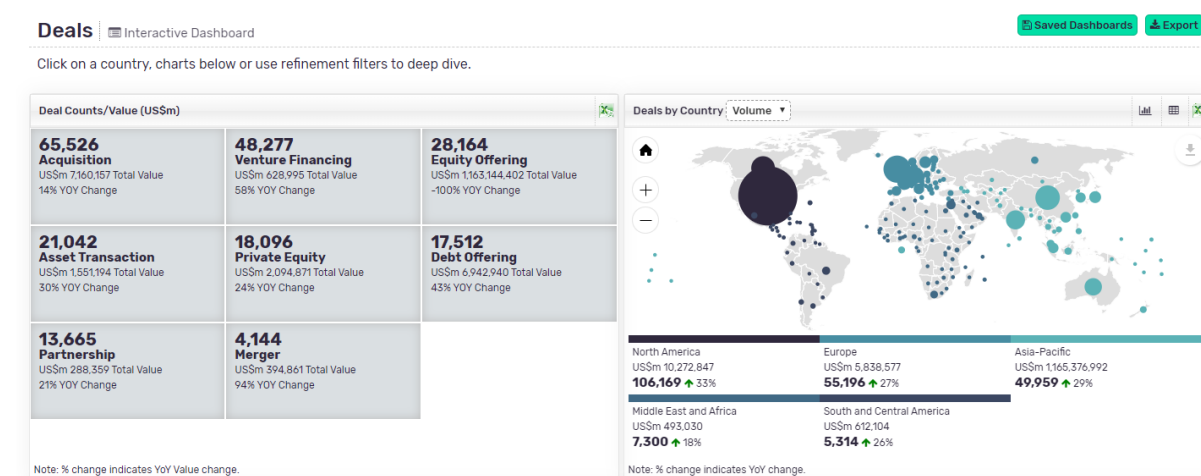
Refinements Top Foodservice Operators Page 1 of 1 Go to page Results

1 - 17 of 17 companies Results Analytics

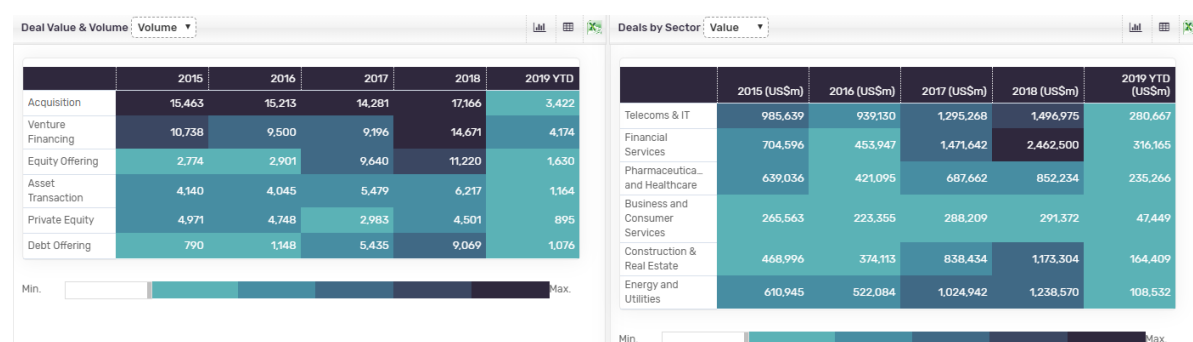
Company Name	Parent/Subsidiary/Independent	Headquarters	Employees	Retail Product Sales (US\$m, 2016)	Benchmark
McDonald's Corporation	Parent	United States of America	235,000	80,519	
Yum! Brands, Inc.	Parent	United States of America	60,000	41,028	
Restaurant Brands International Inc.	Parent	Canada	6,200	28,255	
Doctor's Associates Inc	Parent	United States of America	-	19,008	
The Wendy's Company	Parent	United States of America	12,100	9,887	
Dunkin' Brands Group Inc	Parent	United States of America	1,148	9,858	
Dine Brands Global, Inc.	Parent	United States of America	520	7,359	
Chick-fil-A Inc	Independent	United States of America	-	7,139	
Marriott International Inc	Parent	United States of America	177,000	5,121	
Berkshire Hathaway Inc.	Parent	United States of America	377,000	4,782	
Sonic Corp.	Parent	United States of America	391	4,479	
Bloomin' Brands, Inc.	Parent	United States of America	94,000	4,476	
Reark Capital Management LLC	Independent	United States of America	-	4,395	
Chipotle Mexican Grill, Inc.	Parent	United States of America	68,890	4,369	
Lawson, Inc.	Parent	Japan	10,028	4,173	
AccorHotels	Parent	France	192,627	3,981	
Zensho Holdings Co., Ltd.	Parent	Japan	10,877	3,911	

We have added a brand new Deals database, with an interactive dashboard.

Here you can search Deals by Acquisition, Venture Financing, Equity Offering, Asset Transactions, Private Equity, Deal Offering, Partnerships and Merger:



It is possible to search by Deal Value / Volume across 'Type of Deal' and /or Industry:



Investor Name	Value (US\$m)	No. of Deals	Advisor Name	Value (US\$m)	No. of Deals
Undisclosed Angel Investors	4,329	670	J.P. Morgan Securities LLC	1,936,558	2003
New Enterprise Associates Inc	14,862	429	Goldman Sachs & Co LLC	1,957,332	1437
Sequoia Capital Operations LLC	21,589	322	Merrill Lynch, Pierce, Fenner & Smith Inc	947,652	1307
Crowdcube Capital Ltd	205	267	Morgan Stanley & Co. LLC	1,721,727	1277
GV Management Co LLC	10,688	265	Barclays Capital Inc	888,684	1191
Y Combinator Management LLC	2,318	253	Citi Private Bank	957,000	1188
500Startups	626	251	Wells Fargo Securities LLC	806,875	1121
Bessemer Venture Partners	7,170	248	Citigroup Inc	1,764,810	1117
Accel Partners	6,918	239	The Goldman Sachs Group Inc	1,199,212	1031
Khosla Ventures LLC	8,803	199	Deutsche Bank Securities Inc	778,672	946

Latest Deals				
Acquirer / Investor	Issuer / Partner / Target	Deal Date	Value (US\$m)	
📍 Lilly Asia ventures	InventisBio Inc	12 Mar 2019	70.0	🔍 Details
Temasek Holdings (Private) Ltd	Haldor Topsoe AS	12 Mar 2019	n/a	🔍 Details
	PT Lippo Karawaci Tbk	12 Mar 2019	730.0	🔍 Details
Fujifilm Corp	Biogen (Denmark) New Manufacturing ApS	12 Mar 2019	890.0	🔍 Details
-	Lotte Construction Co., Ltd.	12 Mar 2019	22.0	🔍 Details
Summa Equity AB	Olink Proteomics AB	12 Mar 2019	n/a	🔍 Details
	American Financial Group, Inc.	11 Mar 2019	125.0	🔍 Details
	Keller Title Agency, LLC	11 Mar 2019	0.0	🔍 Details
📍 Bicecorp SA	SURA Seguros de Rentas Vitalicias SA - Annuity Business	11 Mar 2019	214.0	🔍 Details
Arthur J. Gallagher & Co	Merit Insurance, Inc.	11 Mar 2019	n/a	🔍 Details

You can search over 647,000 deals globally and then refine your search.

Deals

Interactive Dashboard

Saved Dashboards

Export

Click on a country, charts below or use refinement filters to deep dive.

Deals Type Refinements

Deal Type

Search for Deal Types

▾

Mergers & Acquisitions

▾

Partnership

▾

Capital Raisings

Venture Financing

Round of Financing

▾

Any

Participant Role Entity Type

Target

▾

Any

Acquirer

▾

Any

Vendor

▾

Any

Partner

▾

Any

Debt Offering

Interest Rate

Between

Min

 and

Max

Maturity Date

Between and

Multiples

All

🔍

DV/Revenues

🔍

DV/Employees

🔍

DV/EBITDA

🔍

DV/Operating Profit

Mode of Payment

▾

Any

Security Type

▾

Any

Clear

Show Results

Deals

Deals Listing

Deals Listing Related Investors Related Advisors Related Companies

Deal Results

1 - 50 of 647,902 deals

Customized Display

Export

Results Analytics

View Deal Definition

Page 1 of 12959 | Next Page | Go to page 1 50 Results

Announced Date	Headline	Deal Type	Value (US\$m)	Acquirer / Investor	Issuer / Partner / Target
12 Mar 2019	InventisBio Raises USD70 Million in Series C Financing	Venture Financing	70.00	Lilly Asia ventures	InventisBio Inc
12 Mar 2019	Temasek to Acquire 30% Stake in Haldor Topsoe	Private Equity	n/a	Temasek Holdings (Privatized)	Haldor Topsoe AS
12 Mar 2019	PT Lippo Karawaci to Raise USD730 Million in Rights Offering	Equity Offering	730.00		PT Lippo Karawaci Tbk
12 Mar 2019	FUJIFILM to Acquire Biologics Manufacturing Site from Biogen	Acquisition	890.00	Fujifilm Corp	Biogen (Denmark) New Manufact...
12 Mar 2019	Lotte Construction Raises USD22.043 Million in Offering of Corporate Bond Due 2024	Debt Offering	22.04		Lotte Construction Co., Ltd.
12 Mar 2019	Summa Equity Acquires Olink Proteomics	Private Equity	n/a	Summa Equity AB	Olink Proteomics AB
12 Mar 2019	Teal Brands Plans to Acquire Educational Toy Brand of Mothercare	Asset Transaction	17.63	Mothercare plc	
11 Mar 2019	Qatar Petroleum To Acquire 25.5% Participating Interest in Block A5A, Offshore Mozambique From Eni	Asset Transaction	n/a	Qatar Petroleum	
11 Mar 2019	Glenmont Capital Management Acquires Radisson Hotel Cleveland-Gateway (Downtown Cleveland Hotel)	Private Equity	n/a	Glenmont Capital Manag...	
11 Mar 2019	Realty Pro 100 to Raise USD0.5 Million in Private Placement	Equity Offering	0.50		Realty Pro 100
11 Mar 2019	NXTsoft Acquires Digitel	Acquisition	n/a	Nxtsoft, LLC	Digital Corporation
11 Mar 2019	Sino Energy International Holdings to Raise USD2.52 Million in Private Placement of Shares	Equity Offering	2.53		Sino Energy International Holdin...
11 Mar 2019	Inmedix Raises USD1.5 Million in Seed Financing	Venture Financing	1.50		Inmedix LLC
11 Mar 2019	American Financial Prices Offering of 5.875% Subordinated Debentures Due 2059 for USD125 Million	Debt Offering	125.00		American Financial Group, Inc.
11 Mar 2019	Keller Title Agency Secures USD0.013 Million in Financing Round	Venture Financing	0.01		Keller Title Agency, LLC
11 Mar 2019	Sociedad Inversiones Bice Chileconsult and BICECORP Acquire 100% Stake in Annuity Business from SURA Segur...	Asset Transaction	214.00	Bicecorp SA	
11 Mar 2019	Arthur J. Gallagher Acquires Merit Insurance	Acquisition	n/a	Arthur J. Gallagher & Co	Merit Insurance, Inc.
11 Mar 2019	Yalochat (Yalo) Secures USD8 Million in Series A Funding	Venture Financing	8.00	Sierra Ventures	Yalochat
11 Mar 2019	Preformed Line Products Acquires SubCon Electrical Fittings	Acquisition	n/a	Preformed Line Product...	SubCon Electrical Fittings GmbH
11 Mar 2019	Green Investment Group Forms Joint venture with Univergy International	Partnership	n/a		Green Investment Group Ltd
11 Mar 2019	aTyr Pharma Enters into Research Agreement with CSL Behring	Partnership	17.00		aTyr Pharma Inc
11 Mar 2019	Vitruvian Partners Invests USD50.53 Million in Dental Monitoring	Private Equity	50.53	Vitruvian Partners LLP	Dental Monitoring SAS

All deals are then hyperlinked so that you can click through into the deal information. The below example is for InventisBio Raises USD70 Million in Series C Financing.

InventisBio Raises USD70 Million in Series C Financing

Key Facts	
Deal Type	Venture Financing
Deal Sub-Type	Growth Capital/Expansion
Deal Value	US\$m 70.00
Round of Financing	SeriesC
Acquirer(s)	Lilly Asia ventures Advantech Capital OrbiMed Asia Partners CMB International Capital Corporation Limited Pudong Innotek Capital Co
Target(s)	InventisBio Inc
Region	Asia-Pacific
Deal Status	Completed
Announced Date	12-Mar-2019
Completed Date	12-Mar-2019
Completed Year	2019
Completed Quarter	Q1 2019

Companies Involved

Acquirer(s)

Company Name: **Advantech Capital**

Description: Advantech Capital is a private equity firm specialized in growth capital investment based in Hong Kong.
Address: Suites 1702-03, 17th Floor, One Exchange Square, 8 Connaught Place, Central, Hong Kong
Country: Hong Kong
Phone: 852 2801 6988
Fax: 852 2801 4882
Website: www.advantechcapital.com

Company Name: **CMB International Capital Corporation Limited**

Description: CMB International Capital Corporation Limited is a Chinese provider of investment banking services.
Address: Unit 1803, 18th Floor, Hong Kong
Country: Hong Kong
Phone: 852 3900 0888
Fax: 852 3761 8788
Website: www.cmbi.com.hk

Company Name: **Lilly Asia ventures**

Description: Lilly Asia ventures a subsidiary of Eli Lilly and Co, is a venture capital firm focused on providing venture capital investments in the life sciences and healthcare sectors. The firm offers wise capital, industry expertise, investment strategy, and global resources to its portfolio companies developing innovative medical care products in China. Lilly Asia ventures invests in life sciences and healthcare industries including pharmaceuticals and biotechnology, medical devices and diagnostics, hospitals, clinics, animal health, industrial biotechnology, agricultural biotechnology and nutraceuticals. Its portfolio companies include Betta Pharmaceuticals Co Ltd, BrightGene Bio-medical technology Co Ltd, CITIC Pharmaceutical Co Ltd, Crown Bioscience Inc, and others. Lilly Asia is headquartered in Shanghai, China.
Address: Room 2909, 3 Corporate Avenue, No. 168 Hubin Road, Shanghai
Country: China
Phone: 86 21 23169588
Website: www.lillyasiaventures.com

Company Name: **OrbiMed Asia Partners**

Description: OrbiMed Asia Partners is a Chinese venture capital firm.
Address: Unit 4301, Bund Center, No. 222, East Yan An Road, Shanghai
Country: China
Phone: 86 21 6335 1700
Website: www.orbimed.com

Company Name: **Pudong Innotek Capital Co**

Country: China

Target(s)

Company Name: **InventisBio Inc**
Address: Shanghai
Country: China

Source(s)

<http://www.inventisbio.com/en/publish-details/282.html>

Influencers database

An Influencers database has been added to the new interface. This looks at emerging disruptive technologies, Trend Analytics and Influencer Analytics within the FinTech, DisruptiveTech, HealthTech, RetailTech, LoT and PaymentsTech space. We are also launching additional Influencers over the next few months with will include Entrepreneurship, Travel and Tourism, Beverages, Health and Wellness.

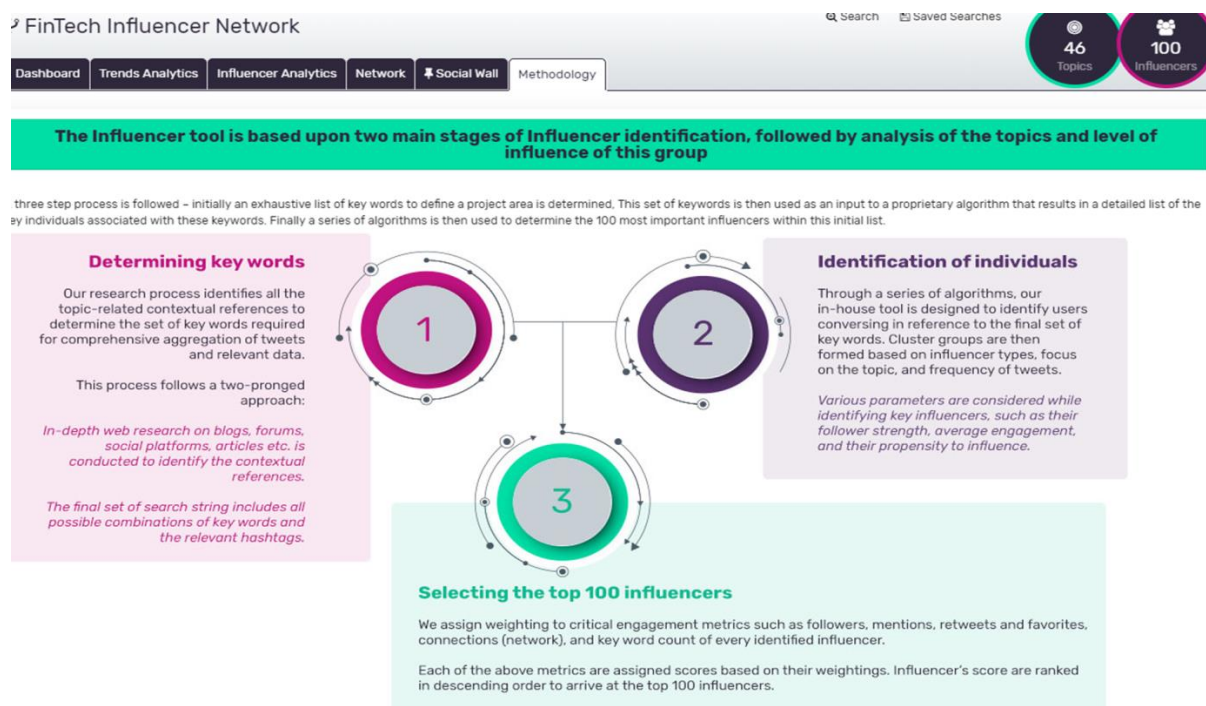
Distinguish reality from media hype:

- Distinguish signals from noise in social media by focusing on what matters.
- Identify critical insights from the top Influencers per sector via our Influencer Tool.
- Stay in touch with latest developments with real time updates.

Gain access to:

- Top 100 Influencers per sector (Fintech, HealthTech, DisruptiveTech, RetailTech, InsureTech, IoT, PaymentsTech).
- Analyzing 200,000+ tweets per quarter.
- 500+ analyst opinions per year.

By looking the key influencers within social media for FinTech, DisruptiveTech, HealthTech, RetailTech, LoT and PaymentsTech you can look at their social media influencer ranking, how many followers they have and what they are tweeting about.



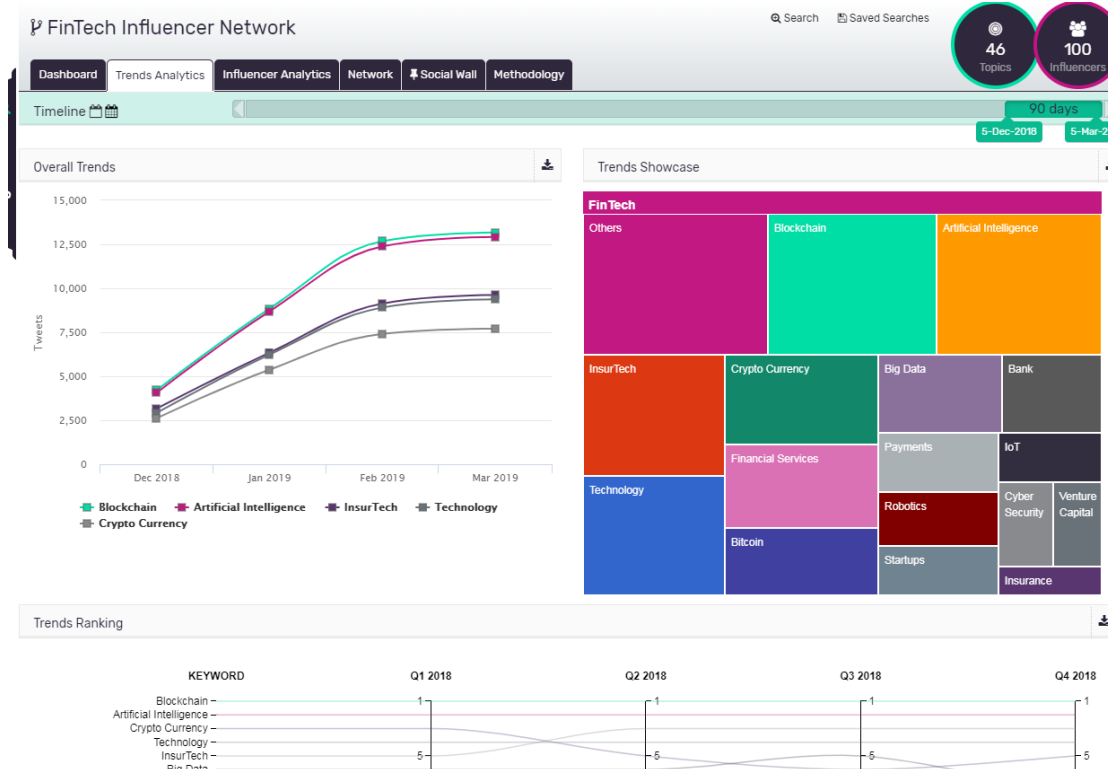
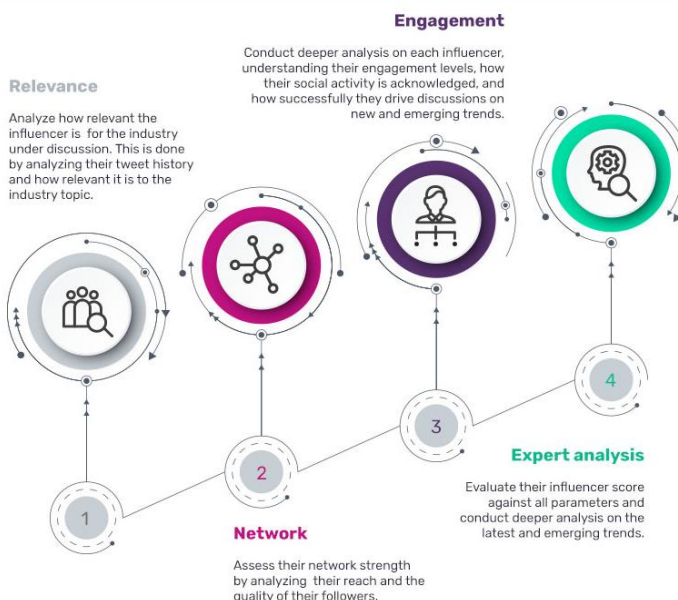
In the second and third stages of the process, a series of parameters are analysed based on key pillars of relevance, network and engagement

GlobalData's proprietary Influencer Identification Framework is based on a scientific process that works on pre-defined parameters using our proprietary algorithms.

Our multi stage methodology works on the pillars of relevance, network, engagement and our deep analysis by evaluating the following parameters :

- Relevance – Tweets relevant to our subject; the number of times influencers use relevant and most appropriate keywords in their tweets
- Network – Number of followers; connections within the shortlist of influencers
- Engagement – The number of times tweets are re-tweeted; the number of times influencers are mentioned
- Expert analysis – A combination of proprietary algorithms as well as inputs from in-hours sector experts

The influencers are evaluated on a series of specific topic-related key words that they have recently (in the last 90 days) tweeted about, which allows users interested in the topic to connect with them.



- We are adding future tools on Macroeconomics, Geopolitics, Sustainability, Demographics, and Regulations.
- New Industry Profiles,
- Additional content types (e.g. Case Studies being split into Company Case Studies and Industry Case Studies).
- Online training via our training calendar